This ultra-low power QRSS beacon was designed to be as efficient as possible, and produce a milliwatt or few from low voltage, low current supply. My intention was to investigate the use of natural power sources to operate the beacon.

{gallery}qrsslp/qsl{/gallery}

QSL card!

Steve G0XAR visited the G0UPL shack and took some photos of proceedings. Combined with a sneakil



Construction.

First, the construction. It uses a single BC107 transistor as oscillator (no power amplifier!) and two furthe

Read More...

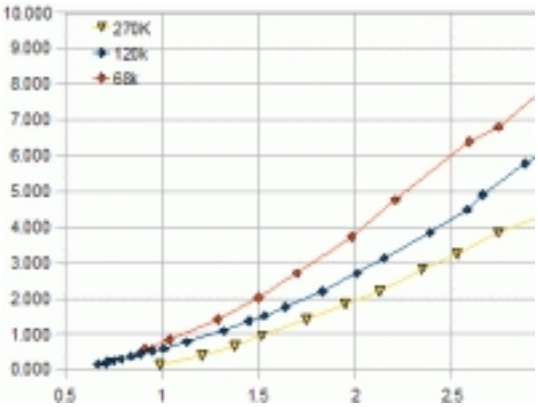

Measurements.

Measurements of the performance (Power output, and Efficiency) with respect to supply voltage, and ba

Read More...



First Reports, 01-Jan-08 - 09-Jan-08.

No reports from my 30m crystal. So on New Year's day 2008 I changed to a 7014kHz crystal and started

Read More...



7,000,850 Reports, 10-Jan-08 - 31-Jan-08.

Later on 10-Jan-08 I received a 7000kHz crystal from Peter DL6NL and was able to the favoured 7,000,

Read More...

Homebrew bleach battery.

Research on homemade batteries to power my QRSS beacon started with lemons, and culminated in th

Read More...



7,000,850 BLEACH power reports, 01-Feb-08 - 06-Feb-08.

Shortly before midnight on 5-Feb-08 the beacon power source was switched to bleach power, producing 3

Read More...

An ode to QRSS - 30m beacon by G0XAR

Steve Farthing G0XAR built the beacon project for 30m, and we put it on air during a visit on 12-Jul-08.

Read More...